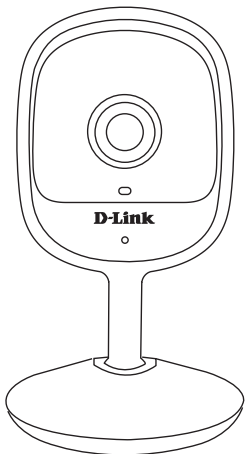


## Quick Installation Guide



### Setup Code



This is a backup of your device's Setup Code. Please keep it as future reference for your device.




### Simple Setup

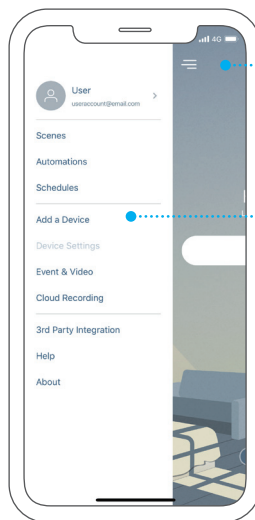
**Note:** Please set up your device before mounting it.

- 1] Get the **mydlink** app on the App Store or on Google Play.

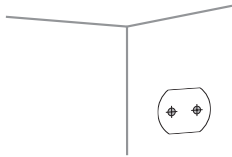


- 2] Launch the app, then **Sign In** or **Sign Up** for a mydlink account. mydlink Lite users may sign in with the same account.

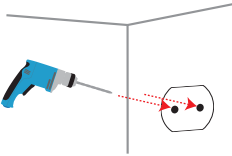
- 3] Tap  then tap **Add a Device**. Follow the app instructions to set up your device.



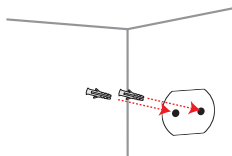
## Mounting



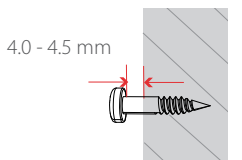
Stick the alignment sticker where you would like to place the camera.



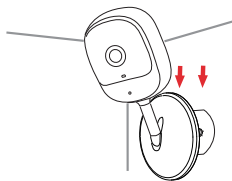
Use a 8 mm drill bit to drill two 25 mm deep holes as indicated on the alignment sticker.



Hammer in the plastic wall anchors to support the screws.



Twist the screws into the anchors, leaving the top exposed. Do not over tighten the screws.



Align the mounting holes on the bottom of the camera with the screws. Slide the camera down to lock it into place.

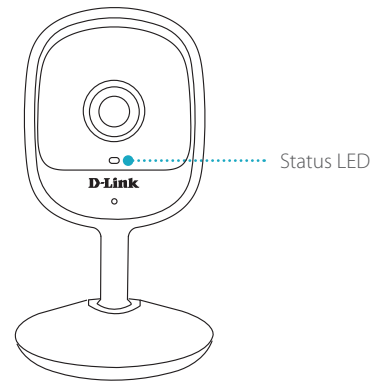
## Need Help?






Having trouble installing your new product? D-Link's website contains the latest user documentation and software updates for D-Link products. Customers can contact D-Link Technical Support through our website by choosing the relevant region.

### Contact Us

[www.dlink.com/en/contact-us](http://www.dlink.com/en/contact-us)

## LED Behavior



-  Connected to the network and mydlink
-  Booting up
-  Wi-Fi connection lost
-  Ready for setup
-  Firmware being updated - do not power off

## FAQ

### What do I do if my device is not working properly?

Reset and reinstall your device. Use a paper clip to press the recessed **Reset** button and the LED will turn solid red. During installation, ensure that:

- Your router is connected to the Internet and Wi-Fi is enabled
- Your mobile device is connected to your router's Wi-Fi
- Your mydlink device is in range of your Wi-Fi network

### How can I use voice commands to control my device?

The device will work with both Amazon Alexa and the Google Assistant. For setup instructions on these services, visit the following websites:

**Amazon Alexa**

[dlink.com/en/alexa](http://dlink.com/en/alexa)

**The Google Assistant:**

[dlink.com/en/google-assistant](http://dlink.com/en/google-assistant)